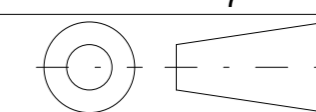

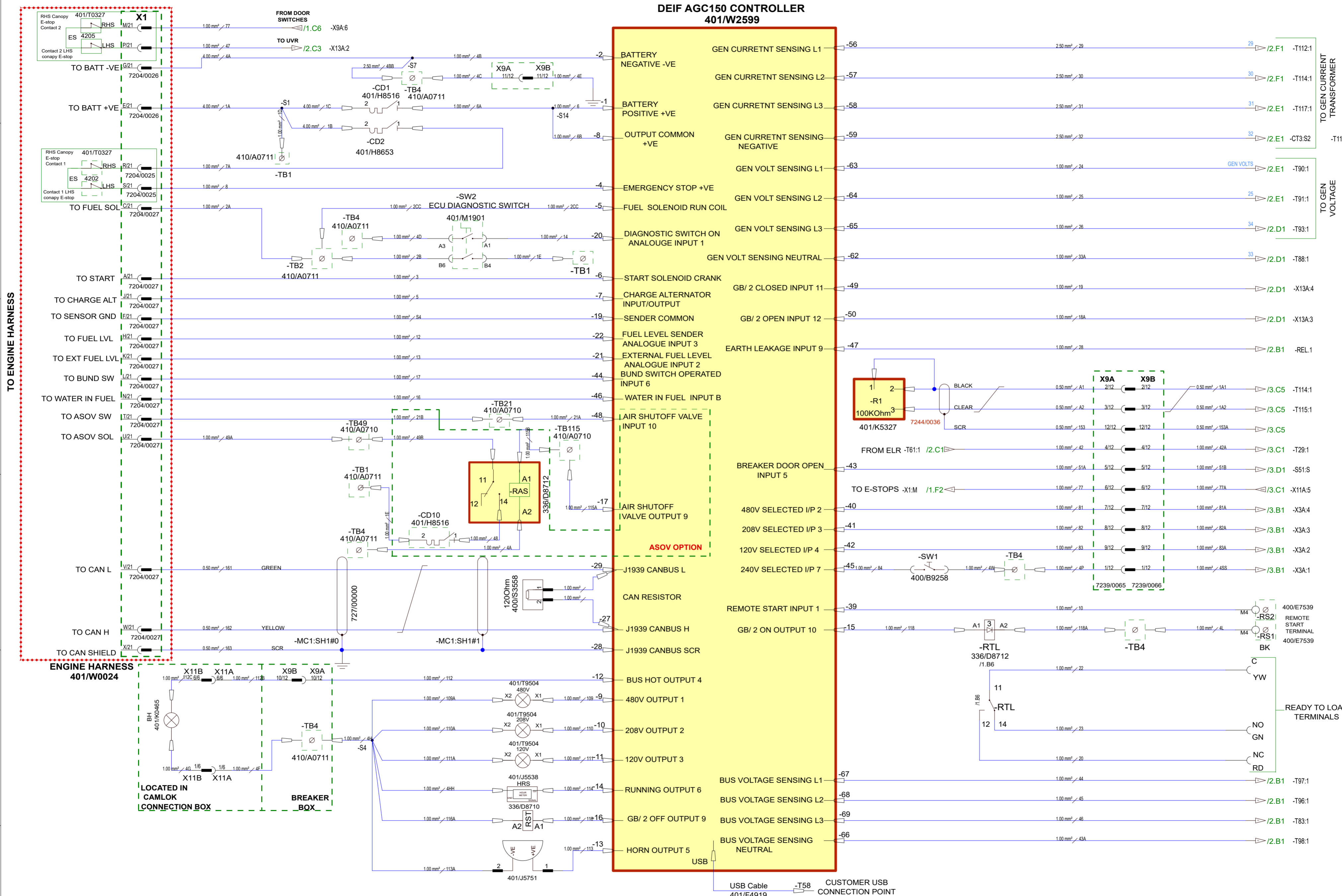


DO NOT SCALE DO NOT MODIFY MANUALLY

ALL DIMENSIONS IN mm



CHECKED BY: GOVIND S.		
AUTHORISED BY: ROB B.		
PI No	AC1625_AK	
ISSUE	NAME	DATE
6	ASHWIN	11/22
SEE SUMMARY OF CHANGES		

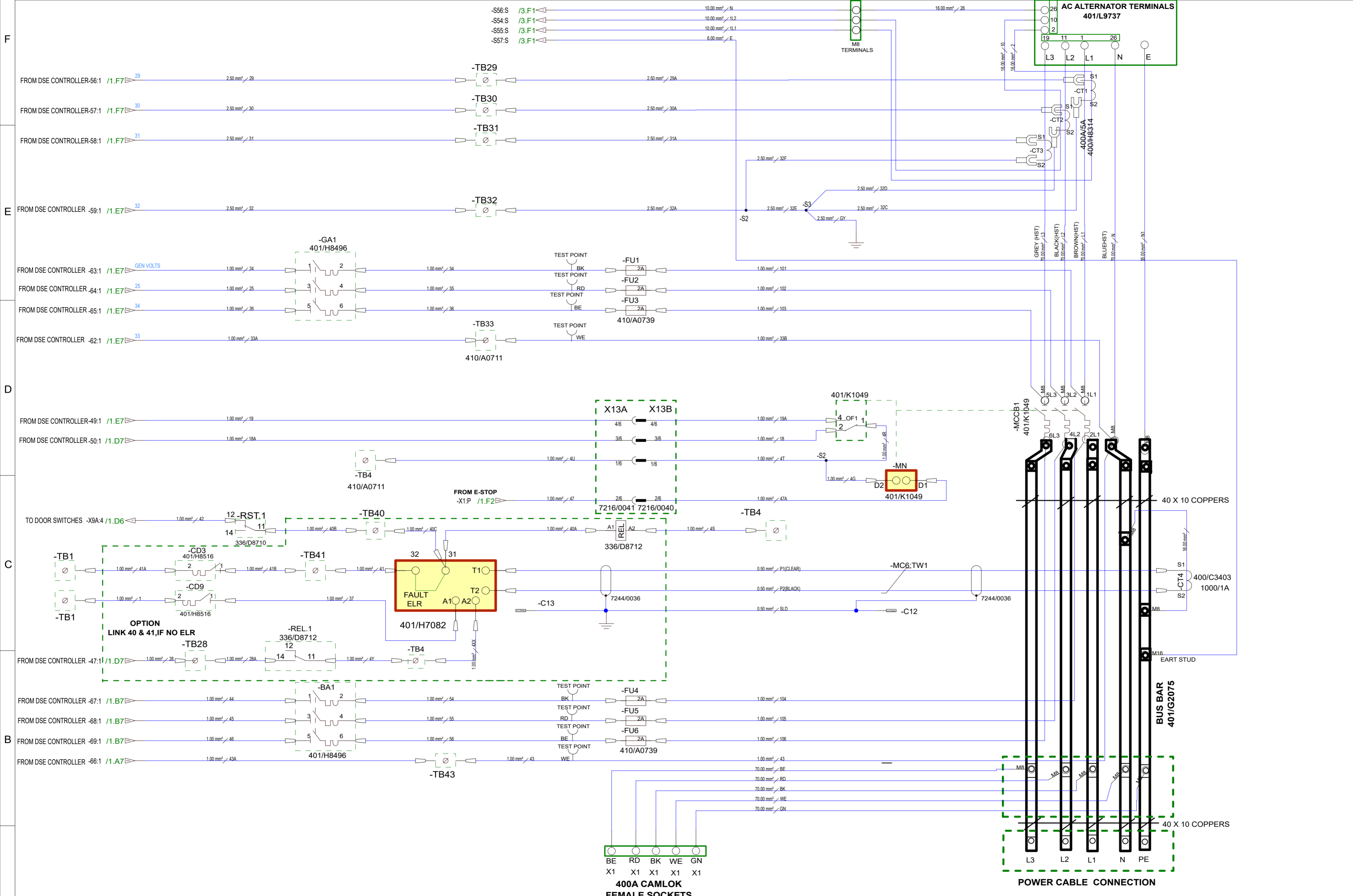


DRAWN	DATE	VOLTAGE	PART HAS CODE FEATURES IN ACCORDANCE WITH STD00250	REPLACES	BUSINESS UNIT	M/C USED ON	TITLE	DRAWING NO.
ASHWIN. W	01/11/2022	12V		NA	POWER PRODUCTS	P850	G125RS T4F AGC150 CNTRL SCHEMATIC	401/G9342
COMPONENT TO COMPLY WITH STD00140, DRAWN IN ACCORDANCE WITH 7000/3100 AND STD00024				E3 PROJECT NO. PP00002490		E3 PROJECT ISSUE 1		SHEET 1 OF 5
SCALE: NOT TO SCALE				CLASSIFIED IN SCHEMATIC		JCB POWER PRODUCTS A2		
© JCB POWER PRODUCTS LIMITED ROCESTER, STAFFORDSHIRE, UK ST14 5JP CONFIDENTIAL INFORMATION - NOT TO BE COPIED WITHOUT WRITTEN CONSENT								

DO NOT SCALE DO NOT MODIFY MANUALLY

ALL DIMENSIONS IN mm

CHECKED BY: GOVIND S.		
AUTHORISED BY: ROB B.		
PI No	AC1625_AK	
ISSUE	NAME	DATE
6	ASHWIN	11/22
SEE SUMMARY OF CHANGES		

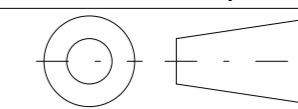


DRAWN	DATE	VOLTAGE	PART HAS CODE FEATURES IN ACCORDANCE WITH STD00250	REPLACES	BUSINESS UNIT	M/C USED ON	TITLE	DRAWING NO.
ASHWIN. W	01/11/2022	12V		NA	POWER PRODUCTS	P850	G125RS T4F AGC150 CNTRL SCHEMATIC	401/G9342
COMPONENT TO COMPLY WITH STD00140, DRAWN IN ACCORDANCE WITH 7000/3100 AND STD00024						E3 PROJECT NO. PP00002490	E3 PROJECT ISSUE 1	SCALE: NOT TO SCALE
							SHEET 2 OF 5	

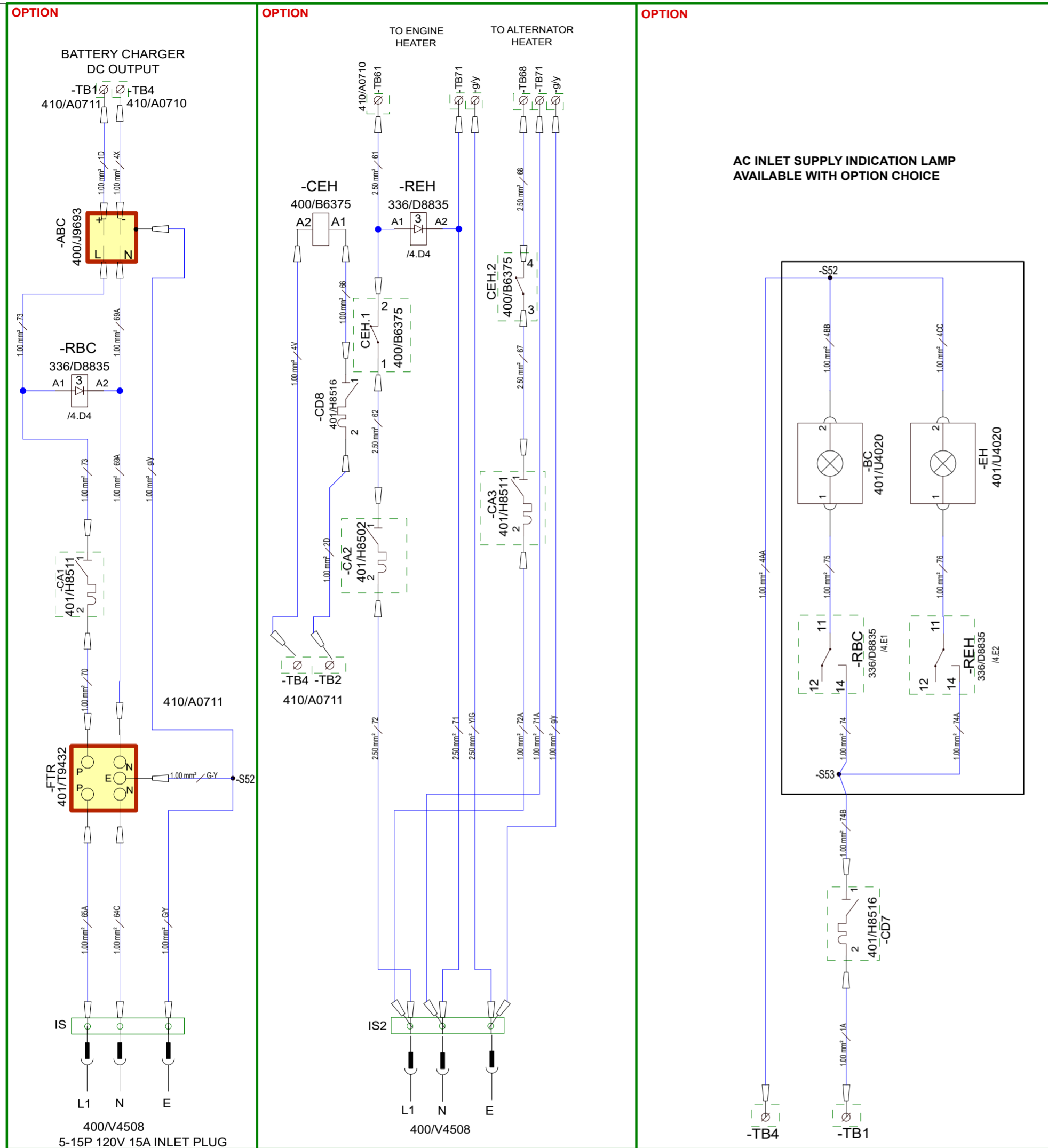
JCB POWER PRODUCTS A2

© JCB POWER PRODUCTS LIMITED
ROCESTER, STAFFORDSHIRE, UK ST14 5JP
CONFIDENTIAL INFORMATION - NOT TO BE COPIED WITHOUT WRITTEN CONSENT

DO NOT SCALE DO NOT MODIFY MANUALLY



ALL DIMENSIONS IN mm



**CABLE SIZE : 1MM
UNLESS OTHERWISE STATED**

CABLE COLOURS
DC CONTROL : YELLOW

AC POWER SINGLE PHASE : LIVE BLACK
NEUTRAL WHITE
AC POWER THREE PHASE : L1 BLACK
L2 RED, L3 BLUE, NEUTRAL WHITE
AC CONTROL : BLACK
CT WIRING : GREY

SYSTEM VOLTAGE : 12VDC / 120-480VAC

SUMMARY OF CHANGES

REVISION 1 : PRODUCTION RELEASE

REVISION 2 : 1. ELR CIRCUIT ALTERED
2. MCB IDENT CHANGE

REVISION 3 : 1. EMC FILTER ADDED
2. SCREEN EARTH POSITION MOVE TO AVR SIDE.
3. TERMINALS REMOVED IN HEATER OPTION
4. CONNECTION DETAILS ADDED TO Q1, Q2, Q3, Q4, & Q5.

REVISION 4 : 1. EMC FILTER POSITION MOVED
2. LAMP CONNECTION DETAILS ADDED

REVISION 5 : 1. MCB CA1 BATTERY CHARGER UP - RATED FROM 2A TO 6A.

REVISION 6 : 1. CONVERSION INTO ZUKEN FILE

CHECKED BY: GOVIND S.		
AUTHORISED BY: ROB B.		
PI No	AC1625_AK	
ISSUE	NAME	DATE
6	ASHWIN	11/22
SEE SUMMARY OF CHANGES		

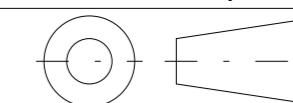
NOTE :
REFER TO LOOM DRAWINGS IN PLM FOR MORE DETAILS.

DRAWN	DATE	VOLTAGE	PART HAS CODE FEATURES IN ACCORDANCE WITH STD00250	REPLACES	BUSINESS UNIT	M/C USED ON	TITLE	DRAWING NO.	
ASHWIN. W	01/11/2022	12V	C	NA	POWER PRODUCTS	P850	G125RS T4F AGC150 CNTRL SCHEMATIC CLASSIFIED IN SCHEMATIC	401/G9342	
COMPONENT TO COMPLY WITH STD00140, DRAWN IN ACCORDANCE WITH 7000/3100 AND STD00024						E3 PROJECT NO. PP00002490	E3 PROJECT ISSUE 1	SCALE: NOT TO SCALE	SHEET 4 OF 5

JCB POWER PRODUCTS A2

© JCB POWER PRODUCTS LIMITED
ROCESTER, STAFFORDSHIRE, UK ST14 5JP
CONFIDENTIAL INFORMATION - NOT TO BE COPIED WITHOUT WRITTEN CONSENT

DO NOT SCALE DO NOT MODIFY MANUALLY



ALL DIMENSIONS IN mm

CHECKED BY: GOVIND S.		
AUTHORISED BY: ROB B.		
PI No	AC1625_AK	
ISSUE	NAME	DATE
6	ASHWIN	11/22
SEE SUMMARY OF CHANGES		

ABBREVIATIONS	
DEVICE DESIGNATION	DEVICE NAME
RS1, RS2	REMOTE START TERMINALS- DC
CD1	CONTROLLER DC SUPPLY 2A MCB
CD2	E-STOP DC SUPPLY 6A MCB
CD3	RST/UVR DC SUPPLY 2A MCB
CD7	INDICATOR LAMP SUPPLY 2A MCB
CD8	CEH DC SUPPLY 2A MCB
CD9	ELR DC SUPPLY 2A MCB
CD10	RAS DC SUPPLY 6A MCB
R1	AVR VARIABLE RESISTOR
CA1	BATTERY CHARGER AC SUPPLY 6A MCB
CA2	ENG HEATER AC SUPPLY 20A MCB
CA3	ALT HEATER AC SUPPLY 6A MCB
CA4	TWIST LOCK CONNECTOR SUPPLY 50A
CA5	TWIST LOCK CONNECTOR SUPPLY 50A
CA6	TWIST LOCK CONNECTOR SUPPLY 50A
CA7	GFCI CONNECTOR SUPPLY MCB 20A
CA8	GFCI CONNECTOR SUPPLY MCB 20A
F1	2A FUSE TERMINAL
F2	2A FUSE TERMINAL
F3	2A FUSE TERMINAL
F4	2A FUSE TERMINAL
F5	2A FUSE TERMINAL
F6	2A FUSE TERMINAL
CT1 CT2 CT3	CURRENT TRANSFORMERS
CT4	EARTH LEAKAGE TOROID
GA1	GEN VOLTAGE SENSING 2A
BA1	BUS VOLTAGE SENSING 2A

IS	40A 110V BC SUPPLY INLET SOCKET
IS2	40A 110V EH SUPPLY INLET SOCKET
Q1	50A TWIST LOCK
Q2	50A TWIST LOCK
Q3	50A TWIST LOCK
Q4	15A GFCI
Q5	15A GFCI
RTL	GENERATOR READY TO LOAD RELAY
MCCB	MOLDED CASE CIRCUIT BREAKER
ABC	AUTOMATIC BATTERY CHARGER
CEH	ENGINE HEATER CONTACTOR
BC	BATTERY CHARGER ON LED (RED)
EH	ENGINE HEATER ON LED (RED)
RBC	BATTERY CHARGE ON RELAY
REH	ENGINE HEATER ON RELAY
SW1	240V SWITCH
SW2	DIAGNOSTIC SWITCH
NO, C, NC	READY TO LOAD TERMINALS VFC
AVR	AUTOMATIC VOLTAGE REGULATOR
MS	CABLE ACCESS DOOR LIMIT SWITCH
ELR	EARTH LEAKAGE DEVICE
REL	EARTH LEAKAGE RELAY
RST	SHUNT TRIP RELAY
RAS	AIR SHUT OFF RELAY
ES	EMERGENCY STOP PUSHBUTTON
BH	BUS HOT LED (RED)
MN	UNDER-VOLTAGE RELEASE COIL
OF1	MCCB BREAKER STATUS AUXILLARY

120 Ohm	120 Ohm RESISTOR
X1	ENGINE LOOM CONNECTOR
X2	ALTERNATOR LOOM CONNECTOR
X3A/B	VOLTAGE SELECTOR SWITCH CONNECTOR
X9	DC CONNECTOR
X11A/B	CAMLOK BOX CONNECTOR
X13A/B	BREAKER AUX CONNECTOR
FTR	EMC FILTER
480V	SELECTED LED (GREEN)
208V	SELECTED LED (GREEN)
120V	SELECTED LED (GREEN)
	PERMANENT LIVE DC
	IGNITION LIVE DC
	BATTERY NEGATIVE DC

DRAWN	DATE	VOLTAGE	PART HAS CODE FEATURES IN ACCORDANCE WITH STD00250	REPLACES	BUSINESS UNIT	M/C USED ON	TITLE	
ASHWIN. W	01/11/2022	12V	C	NA	POWER PRODUCTS	P850	G125RS T4F AGC150 CNTRL SCHEMATIC CLASSIFIED IN SCHEMATIC	
COMPONENT TO COMPLY WITH STD00140, DRAWN IN ACCORDANCE WITH 7000/3100 AND STD00024						E3 PROJECT NO. PP00002490	E3 PROJECT ISSUE 1	SCALE: NOT TO SCALE

DRAWING NO.
401/G9342
SHEET 5 OF 5

JCB POWER PRODUCTS **A2**

© JCB POWER PRODUCTS LIMITED
ROCESTER, STAFFORDSHIRE, UK ST14 5JP
CONFIDENTIAL INFORMATION - NOT TO BE COPIED WITHOUT WRITTEN CONSENT