

**NEW** JCB 3DX Xtra | BACKHOE LOADER



Powered by

**JCB ENGINE**  
ECOMAX



**CEV IV**  
STAGE

**YOUR PARTNER IN SUCCESS**





# THE ICON THAT REVOLUTIONISED THE WORLD

In 1953, JCB introduced one of the most pioneering machine to ever enter the market. The MK I excavator had a loader mounted on the front and a hydraulic excavator fitted to the rear. It was the world's first backhoe loader; one machine that could perform a variety of jobs.

Today, 1 out of every 2 backhoes sold across the globe is a JCB.

Over the decades, the world's most iconic machine has constantly evolved to meet its customers' changing demands.





**THE 50's.**  
REVOLUTIONARY  
PRODUCTIVITY.



**THE 60's.**  
MORE COMPACT.



**THE 70's.**  
GREATER  
VERSATILITY.



**THE 80's.**  
MORE POWER.



**THE 90's.**  
IMPROVED  
COMFORT.



**THE 00's.**  
GREATER  
PRODUCTIVITY.



**THE 10's.**  
INCREASED  
EFFICIENCIES.



**THE 20's.**  
EASE OF USE.





# AT JCB, WE KEEP INDIA FIRST SALUTING THE TRUST OF 4 LAKH FAMILIES

As we celebrate a historic milestone of 4 00 000+ JCB Backhoe Loaders sold, JCB is proud and humbled to be the first choice of entrepreneurs in India. By enabling livelihoods, JCB Backhoe Loaders are not just helping build the new India of our dreams, but ensuring the vision of atmanirbhar truly rests in the hands of every Indian.

#ProudToBePartofJCBFamily

## BHARAT KA JCB



CELEBRATING  
400000  
JCB BACKHOE LOADERS  
BHARAT KA BHAROSA



# YOUR PARTNER IN SUCCESS

Introducing the **NEW** CEV Stage IV JCB 3DX XTRA

Powered by

**JCB ENGINE**  
eCOMAX



**CEV IV**  
STAGE

Wherever your dreams take you, reach for success with a JCB Backhoe Loader. Incorporating state-of-the-art technology to take on multiple challenges, the JCB Backhoe Loader matches your ambitions step by step. Empower yourself with a machine that powers your dreams.

#SafaltaKaBharosa



**2.9** METRE  
XTRA DUMP HEIGHT

**EASYSHIFT**

**SMOOTH RIDE**  
Optional

**5.05** METRE  
XTRA DIG DEPTH

**0.30** cu.m  
XTRA BUCKET CAPACITY

**SEMI  
AUTOMATIC  
KICK DOWN**

**LOADED  
WITH  
INNOVATIVE  
FEATURES**





# MADE IN INDIA, MADE FOR SUCCESS.

Introducing the **NEW**  
CEV Stage IV ecoMax Engine.

Efficient | Reliable | Simple



Well tested   
**1,00,000+**  
cumulative hours



**16**  
Valves  
Effort



**CRDI**



## ENGINEERED FOR SUCCESS

1 JCB ecoMAX 444 is one of the efficient & reliable engines in construction industry. The combination of CRDI technology with high pressure fuel line & swirl design in combustion chamber reduces the complicity & manages to achieve the CEV Stage IV norms value efficiently without after treatment.

2 A fuel efficient engine with CRDI Technology- low SFC, 16 valves effort and improved swirl for cleaner combustion.

3 Higher performance due to high torque at low speed. EGR with 2 stage cooling mechanism and turbocharger with Waste Gate Technology (WGT).

4 High swirl design for better combustion, no after treatment required.

5 Sturdy design of bedplate, robust fuel filtration system and IP69 connectors make the engine durable and reliable.

6 The engine is designed and tested rigorously to adapt to Indian conditions for more than 1,00,000 cumulative hours.

7 Common Rail Direct Injection (CRDI) technology saves fuel, gives more power and cleaner emission norms.

8 High performance and more power with turbocharger.

9 Highly effective sensors to continuously monitor engine health.





# Journey of Successful Innovative Features

**Easy Shift**  
Better productivity and rested operator with effortless gear shift

**Semi Kick Down**  
Semi Automatic Kick Down for effortless gear shift

**40 km/h Maximum Speed**  
Less transit time with higher max. speed of 40 km/h.

**Loading & Rooding Mode**  
Loading & Rooding modes help in saving Fuel.

**Auto Idle**  
Save fuel as the machine goes automatically into Auto Idle mode after 10 seconds of idling period.

**Auto Stop**  
The Auto Stop feature saves fuel by automatically switching off the engine after 6 minutes of waiting period.

**SRS (Optional)**  
More operator comfort with better productivity, longer life of front axle and smooth travel achieved due to Smooth Ride System.

**15% Maintenance Cost Reduction**  
Save every year with 15% periodic maintenance cost reduction.

**Digital Display**  
New Informative Digital Cluster Display for smooth operation.

**Trip Meter (Kilometre & Hours)**  
Keep track of the distance covered & hours clocked.

**7% Lower Noise Level**  
Stay fatigue - free and work for longer hours with ease.

**JCB ecoMAX CRDI Engine**  
Common Rail Direct Injection (CRDI) technology saves fuel, gives more power and cleaner emission norms.

**Well Tested 1,00,000+ Cumulative Hours**  
The engine is designed and tested rigorously to adapt to Indian conditions for more than 1,00,000 cumulative hours.

**Economy & Plus Mode**  
Plus mode helps in achieving additional productivity.

**Crank Case Ventilation (CCV)**  
Crank Case Ventilation System - reduces oil wastage, lowering maintenance cost.

**Smooth Foot Throttle**  
Smooth foot throttle results in nearly zero or low effort, reducing operator fatigue.

**Smooth Hand Throttle**  
Smooth hand throttle results in nearly zero or low effort, reducing operator fatigue.

**Feed Pump**  
No priming required, no possibility of air in fuel system making engine more durable.

**Digital Speedometer**  
Operation made easy with an advanced Digital Speedometer that displays speed with clarity.

**Redesigned Roof**  
New stylised roof for better rainwater management increasing uptime in rainy seasons.

**Intelli Diagnostics**  
A Smart App is connected to the machine via bluetooth which enables quick identification of concerns.

**LiveLink 4.0**  
Advanced LiveLink, an innovation that gives you the additional facility of data analytics about the operational behaviour of your machine.

**Internal Rear View Mirror**  
Provides assistance to operator to see rearwards.

**LED Rear Work Lamp\***  
LED rear work lamps for improved visibility at night.

**Robust Hydraulic Filtration with Clog Indication**  
Longer hydraulic components life.

**Improved Bedplate Design**  
Sturdy construction.

**Robust Fuel Filtration System 2 & 5 Micron Filter**  
The pre-filter of 5 micron with water separator & main filter of 2 micron filter elements are specially engineered media technology with a proper mixture of glass fiber & synthetic media.

**Forged Crankshaft**  
Better life of crankshaft.

**LOADED WITH INNOVATIVE FEATURES**

Powered by



#Available as an accessory at JCB authorized dealerships.

\*Against the outgoing 3DX Xtra ecoXcellence tested under a controlled environment. T&C Apply.



EFFICIENT PARTNER

- 1 The advanced CEV Stage IV JCB ecoMAX engine with CRDI technology is fuel efficient.
- 2 The two stage EGR cooler & 16 valves system allow better combustion & exhaust
- 3 Variable Displacement Pump is programmed to control the flow depending on the load to minimise the hydraulic losses.
- 4 Excavation modes to optimise the fuel consumption as per jobs.
- 5 Economy mode & variable pump manage the flow based on pressure, achieving lower fuel consumption and optimum productivity.
- 6 The Auto Stop feature saves fuel by automatically switching off the engine after 6 minutes of waiting period.
- 7 Save fuel as the machine goes automatically into Auto Idle mode after 10 seconds of idling period.



2

16 Valves Effort

PARTNER IN PERFORMANCE & PRODUCTIVITY

- 1 Maximum torque-400 Nm ensures quick engine response & gives ability to work in hard applications.
- 2 Roading modes help in saving fuel.
- 3 Loading mode for re-handling & Roading mode for travel.
- 4 Plus mode for additional productivity.
- 5 Standard Mode - In plus mode if the engine operates upto 1500 rpm, the productivity will be higher than eco mode.
- 6 Variable Displacement Hydraulic Pump reduces hydraulic losses and fuel consumption.
- 7 Higher Reach with 2.9m dump height which is 7%\* higher than current 3DX ecoXpert.
- 8 Deepeer digging with 5.05m dig depth which is 6%\* higher than current 3DX ecoXpert.

1

TORQUE 400Nm

2

LOADING MODE

3

ROADING MODE

4&5

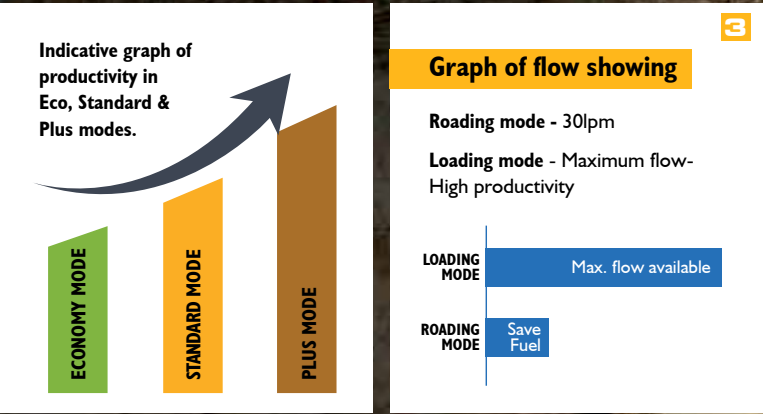
PLUS MODE

6

STANDARD MODE

7

2.9 METRE XTRA DUMP HEIGHT



8

5.05 METRE XTRA DIG DEPTH

0.30 cu.m XTRA BUCKET CAPACITY



#Optional.

\*Against the outgoing 3DX Xtra ecoXcellence tested under a controlled environment. T&C Apply.



# PARTNER IN PERFORMANCE & PRODUCTIVITY

**10** Easy Shift: Ease of operation and rested operator for better productivity with effortless gear shift that has rotating knob on shuttle gear level.

**11** Semi Automatic Kick Down: While doing loading in 2nd gear, operator can shift to 1st gear with push of a button and automatically shift to 2nd gear as soon as reverse gear is engaged during loading cycle.

**12** Less transit time with higher max. speed of 40 kmph



## SMOOTH RIDE\*

Smooth Ride System: The loader arm connected to accumulator observes the bumps & thus, reduces oscillation of the machine. It allows operator to drive the machine at higher speed with greater comfort.

Better productivity, longer life of front axle and smooth travel achieved due to Smooth Ride System (optional).

\*Optional



The pictures used and facts given are graphic representations and approximate values. The actual color and numbers may vary.





## RELIABLE AND LONG-LIFE PARTNERS

1 Robust engine designed and tested rigorously across India in every condition for 3 years and more than 1,00,000 cumulative hours.

2 New JCB ecoMAX engine has best fuel filtration system. The pre-filter of 5 micron with water separator & main filter of 2 micron filter elements are specially engineered media technology with a proper mixture of glass fiber & synthetic media

3 Glass fiber is intact & won't lose fibers as compared to cellulose media

4 Improved hydraulic filtration system.



Efficient | Reliable | Simple



Well tested  
**1,00,000+**  
cumulative hours



## Integrated JCB ecoMax Engine Assembly Line

**NO FAULT  
FORWARD**





# RELIABLE AND LONG-LIFE PARTNERS

1 The boom and dipper is designed to perform heavy-duty work in arduous region.

2 Loader arm is designed in D Shape, the side plate is inside & channels are outside. It resists the twisting while entering in pile making it ideal for tough applications.

3 The “H” section has a bigger cross sectional area & more welding area, making it a sturdier & reliable loader arm joint section.

4 JCB ‘Q’ brakes are quick and reliable . The hydraulically actuated, dual line and self adjusting (compensated) brakes pedal reduce operating force for effective braking.

The multi-disc type brakes on rear axle are immersed in oil and require low maintenance as they are well protected from dirt, water, etc.

5 The chassis is engineered to be durable and robust making it fit for demanding situation.

6 2000 bar high pressure fuel injection for robust fuel system to work efficiently in any harsh operating environment and maintain emission limits.

7 Durable & waterproof IP69 certified connectors.




1 Heavy-Duty Boom and Dipper



3 Heavy-Duty Loader Arm



3 H Section




7



6 Engine Hi-pressure Injector



5 Heavy-Duty Chassis



5



## COMFORT OF OUR PARTNERS



**1** The new cabin has two door access with more space, liveable cabin and plenty of legroom.

**2** Nearly zero effort to low effort hand throttle lever for smooth operation. It is low on maintenance as zero adjustment is required and there is no wire for replacement.

**3** Independent steering pump provides quick response to movement of steering wheel. The twin-cylinder gives equal turn on both sides making the operator confident & safe.

**4** The tinted front windscreen keeps the cabin cooler & protected from sun glare.

**5** The 6-duct air-conditioned cabin\* keeps the operator productive and fatigue-free even in hot and harsh weather conditions.

**6** The bluetooth stereo can be connected to mobile, now pick-up any call with ease and style.

**7** Redesigned roof is more durable with better visibility during monsoon and rainwater management, the rainwater travels along the cabin pillars.

**8** The ergonomically designed seats come with new improved cushions and stitches. Now, operator can work tirelessly for longer hours.

**9** Ease of operation and rested operator for better productivity with effortless gear shift that has rotating knob on shuttle gear level.







**LED  
LIGHTS**

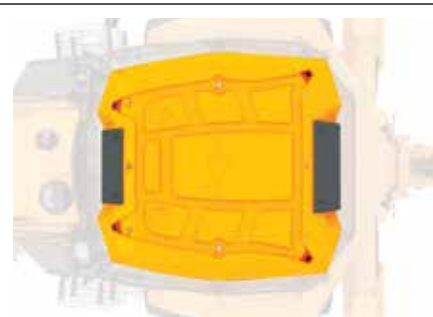
New stylish LED rear work lamp\* gives better visibility in excavation application. It consumes less power, therefore, comparatively lesser fuel consumption



Ergonomically placed levers that are column mounted. The electric reversing shuttle switch can change machine direction while allowing operator to keep hands on the steering wheel.



Internal rearview mirror - Improved rear visibility.  
Excellent ventilation - Partial or full opening of both front and rear side windows.

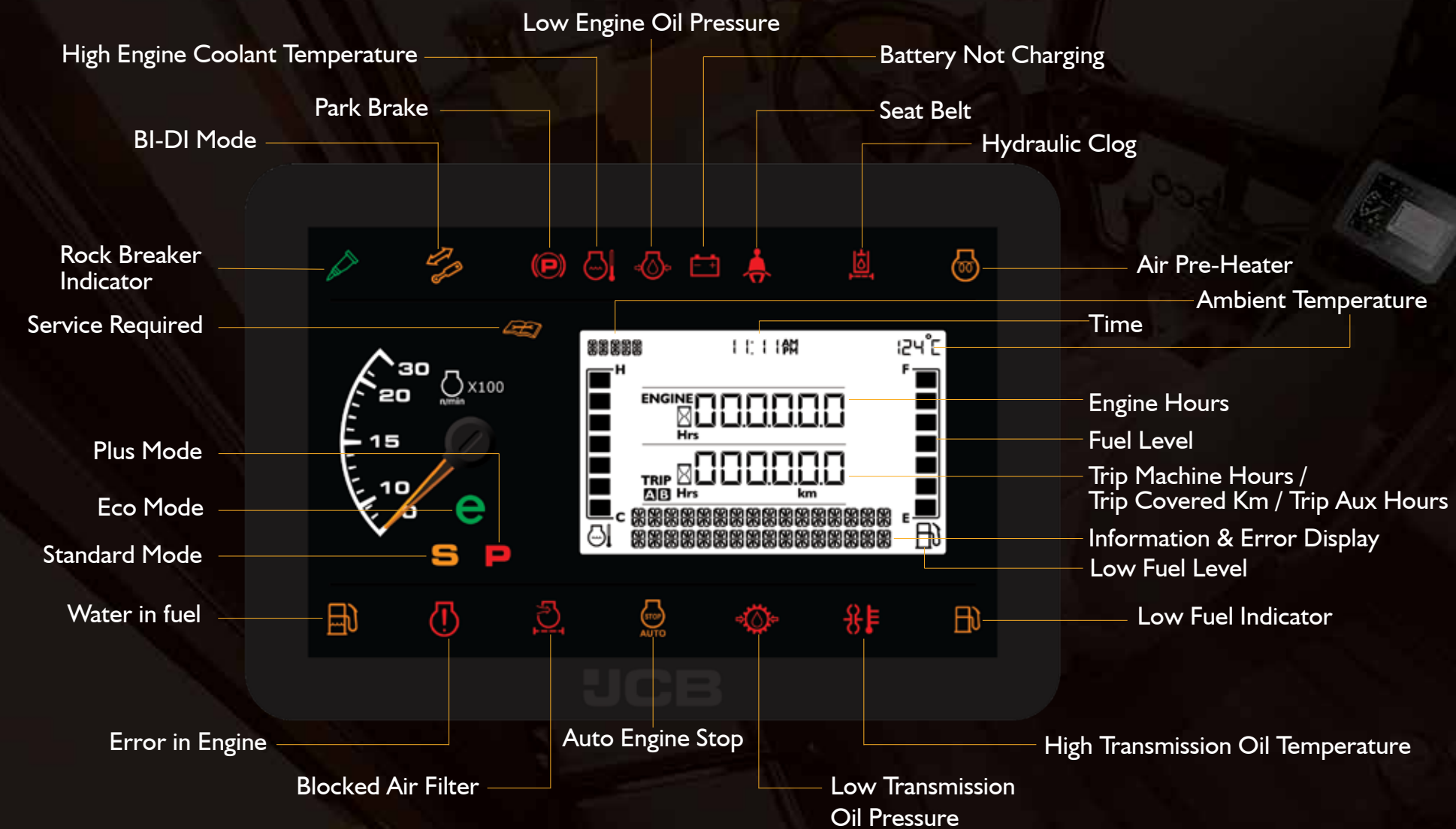


Redesigned roof is more durable with better visibility during monsoon and rainwater management, the rainwater travels along the cabin pillars.



\*Available as an accessory at JCB authorized dealerships.

## New Informative Digital Cluster Display





## STAY CONNECTED PARTNER

# INTRODUCING THE NEXT GENERATION

Advanced  
**LIVE JCB LINK**  
4.0



LiveLink is an advanced telematics technology which helps you monitor and manage your machine fleet remotely from anywhere in the world via web or your smartphone.

**Power of LiveLink:** With LiveLink you can reduce fuel costs, optimise machine, operator performance, proactively manage service and maintenance to maximise uptime. Stay connected to your machines via remote monitoring, experience new levels of control and efficiency with LiveLink.

### SERVICE



**Service reminder:** Reminds you when the service of your machine is due; the reminder helps you plan your work better.



**Machine data backup:** Helps to maintain the records of past services in an organised manner.



**Critical machine health alerts:** Lets you know the inside of your machine from a faraway location. Helps in taking proactive measures to avoid breakdown through alerts.

### OPERATION



**Fuel level information:** View fuel usage of your machine, which helps in analysing your machine's fuel consumption, thus, helping you improve efficiency and saving on fuel. It also reports any sudden fuel level decrease.



**Machine utilisation reports:** Maintains machine usage record and helps you analyse & optimise utilisation of the machine.



**Engine status:** Informs you if your JCB machine's engine is switched ON or OFF.

### SECURITY



**GPS tracking:** Tells you the exact location of your machine on a map.



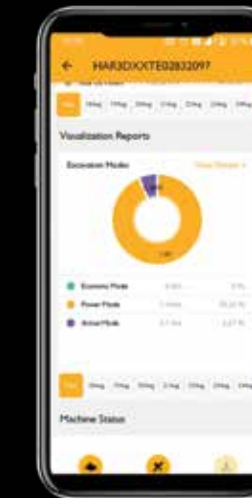
**Tow away alerts:** Help you save your machine from intruders and possible towaways.



**Operating hours:** Lets you control the machine operation in permitted time frame.



**Geofencing:** Lets you keep your machine within the allocated area of work.



**Excavation Modes**  
Know specific time spent in Economy, Power and Active modes. This helps in optimising modes according to job complexity.



**Machine Compass**  
Analyse operator behaviour with reports for the time spent in forward, reverse and neutral states.



**Duty Cycle**  
Know specific attachment utilisation, loading excavation breakup and loading details for maximum productivity with minimum cost.



**Time Spent in Gear**  
Analyse operator behaviour with reports for the time spent in each gear.



## LOW MAINTENACE PARTNER

**1** Save every year with 15%\* periodic maintenance cost reduction.

**2** JCB's innovative hydraulics system & filtration keep hydraulic oil very clean, extending its change period from 2000 hours to 4000\* hours.

**3** Digital visual warning system for any malfunction along with alerts & description, which can be specified to service engineer before his arrival on the site.

**4** Improved hydraulic return filtration system.

**5** Hydraulic Filter Clogging Indicator - Higher life of hydraulic components.

**6** Feed Pump - No manual priming required, no chance of air intake in fuel feed pipe, make engine durable.

**7** Crank Case Ventilation System - Reduce oil wastage, lowering maintenance cost.

**8** Expansion Tank - Easy to check coolant level.



\*Against the outgoing 3DX Xtra ecoXcellence tested under a controlled environment. T&C Apply.



## SUPPORTIVE PARTNER

**4000+** **CEV STAGE IV**  
SERVICE ENGINEERS



## EXTENSIVE CUSTOMER SUPPORT NETWORK

With 700+ outlets, JCB has widely spread and prompt support system in the construction industry.

One Shop Solution-JCB manufactures all major parts of its machine which are readily available at its dealerships & outlets ensuring rapid customer service support.

4000+service engineers are trained & certified for CEV Stage IV machines, thereby, quickly resolving any customer concern.

**60+**  
Dealers

**700+**  
Outlets

**3000+**  
Mobile service engineers

**18** Operator training centres

**5**  
Parts warehouses


**24x7**  
Support  
12 Languages

**250+**  
Service vans



## SMART & DIGITAL SUPPORT

### Assured parts supply



JCB in India has built a robust logistics and supply management chain across the country that facilitates the provision of parts for all machines in the shortest time. Customers can now get JCB genuine parts easily and conveniently through its mobile app.

#### Download from:



### Smart Serve



Our service engineers are equipped with Smart Serve technology which enables JCB to send the nearest engineer to the machine, ensuring maximum uptime.

### Upgraded connect



Be assured of your JCB machine's service, operation and security parameters with the advanced telematics technology - LiveLink and now with the all new LiveLink mobile app, monitor your machine anytime, anywhere with just a touch.

#### Download from:



## EXTENDED CARE

### GIVE YOUR MACHINE EXTENDED WARRANTY AND CARE.

- JCB Careplus is an extended warranty programme that comes into effect after the machine's standard warranty expires.
- JCB Careplus can be purchased within the 1<sup>st</sup> year from the sale of the machine.
- The programme offers you peace of mind and saves your maintenance cost even after your machine's standard warranty expires.



Extended  
Warranty  
Programme



### BENEFITS OF JCB CAREPLUS



No limits on  
number of claims



Preventive  
maintenance service\*



Nationwide  
coverage\*\*



JCB skilled  
manpower support



Maximum  
productivity



Maximum  
uptime



Maximum  
performance



Breakdown  
cost protection



Better resale  
value

\*Varies on JCB Careplus package selected.  
\*\*All services completed in line with the JCB recommended service interval schedule.

## EXTENSIVE PARTS SUPPORT

JCB genuine parts offer a comprehensive machine protection solution.



## JCB LOYALTY PROGRAMME

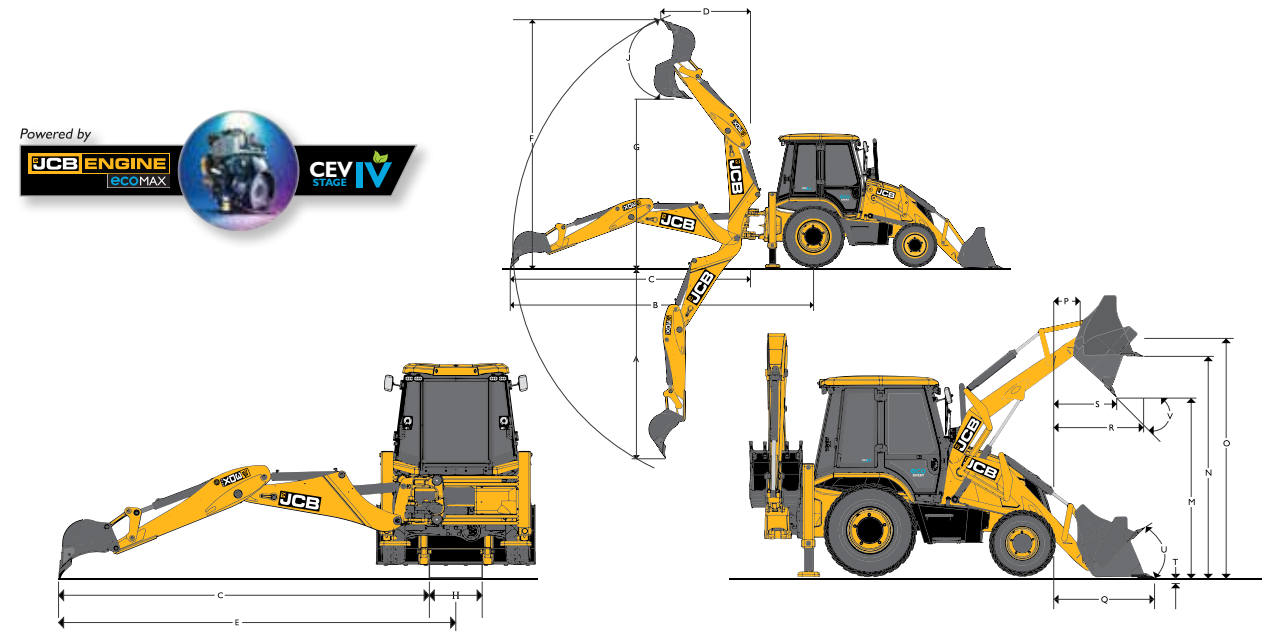


Our loyalty programme is a reflection of our brand promise and our constant endeavour to offer you more than your expectations.

Instant membership card | Welcome kit  
Reward points | Extended benefits  
Special programme features



PERFORMANCE DIMENSIONS



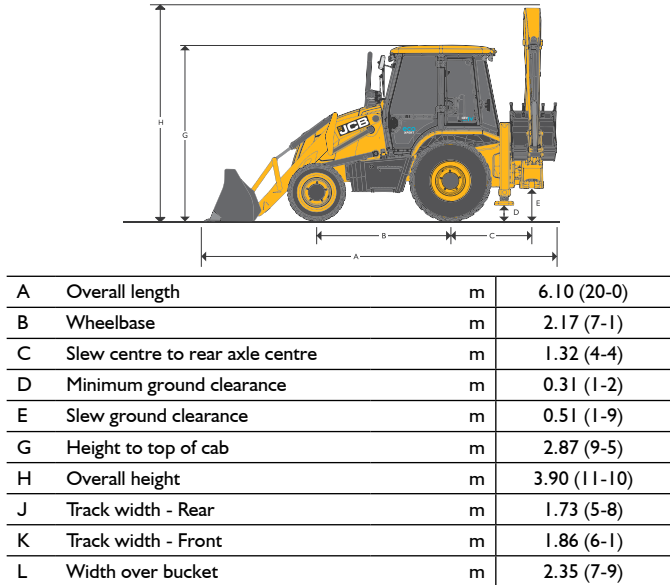
EXCAVATOR PERFORMANCE

A	Max. dig depth	m	5.05 (16-7)
B	Reach-ground level to rear wheel centre	m	6.93 (22-9)
C	Reach-ground level to slew centre	m	5.61 (18-5)
D	Reach at full height to slew centre	m	2.65 (8-8)
E	Side reach to centre line of machine	m	6.14 (20-2)
F	Max. working height	m	6.01 (19-9)
G	Max. load over height	m	4.35 (14-3)
H	King post travel	m	1.06 (3-6)
J	Bucket rotation - Power	deg	185
	Bucket tear out force	kgf	6,186
	Dipper tear out force	kgf	3,341
	Lift capacity to bucket pivot at full reach (No bucket fitted) (SAE J31) (Data with standard dipper)	kg	1,584
	Standard bucket capacity	cu.m	0.30 (10.6)
	Standard bucket width	m	0.82 (2-8)

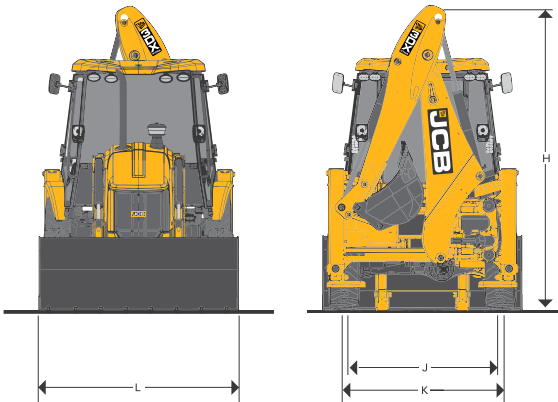
LOADER PERFORMANCE

M	Dump height	m	2.93 (9-7)
N	Load over height	m	3.37 (11-1)
O	Pin height	m	3.64 (11-11)
P	Pin forward reach	m	0.41 (1-4)
Q	Reach at ground	m	1.60 (5-3)
R	Max. reach at full height	m	1.24 (4-1)
S	Reach at full height - Bucket dumped	m	0.93 (3-1)
T	Below ground level dig depth	m	0.12 (0-5)
U	Rollback at ground	deg	43
V	Dump angle	deg	41
	Shovel breakout force	kgf	6,264
	Loader arm breakout force	kgf	5,516
	Payload	kgf	1,800
	Standard shovel	cu.m	1.1 (38.85)

STATIC DIMENSIONS



A	Overall length	m	6.10 (20-0)
B	Wheelbase	m	2.17 (7-1)
C	Slew centre to rear axle centre	m	1.32 (4-4)
D	Minimum ground clearance	m	0.31 (1-2)
E	Slew ground clearance	m	0.51 (1-9)
G	Height to top of cab	m	2.87 (9-5)
H	Overall height	m	3.90 (11-10)
J	Track width - Rear	m	1.73 (5-8)
K	Track width - Front	m	1.86 (6-1)
L	Width over bucket	m	2.35 (7-9)



ENGINE

JCB 444,CRDI 55kW CEV Stage IV Engine, 4 cylinder, water cooled, Turbocharged with EGR Diesel Engine.

- Displacement** : 4.4 L
- Gross power** : 55kW (74hp) @ 2200 rpm
- Max torque** : 400Nm @ 1200 rpm

TRANSMISSION

Easy Shift JCB synchroshuttle transmission provides effort-less gear shifting with column mounted rotating switch. It consists of a 4-speed, fully synchromesh, smooth shift gear box with integral torque converter.

- Easy-to-use, column mounted electric reversing shuttle switch can change machine direction while allowing operator to keep hands on the steering wheel, leading to fast cycle time.
- JCB easy shift easy to use column mounted rotating knob type gear shifting, adds to the overall ease of operation. On-the-move gear changes are possible
- Bigger and effortless foot throttle pedal.
- Torque converter stall ratio is 3.01:1.

AXLES

- Rear** : Drive axle rigidly mounted, incorporates JCB Max-Trac torque proportioning differential, driven by short propshaft from gear box.
- Front** : Steer axle, centrally pivoted, with oscillation angle of 16°.

BRAKES

- Service** : JCB 'Q' brakes, hydraulically actuated, dual line, self adjusting (compensated), oil immersed, multi-disc type on the rear axle, well protected from dirt, water etc. requiring no maintenance. Operated through independent pedals linked together for normal use.
- Two independently operatable foot pedals enable machine to manoeuvre in tight spaces.
- Parking** : Hand operated, disc brakes on rear axle input disc.

STEERING

Power track steering rod system provides equal turn steering & quick response with less operating force.

- Working pressure 2320 p.s.i. (160 bar)
- Hydraulic supply from independent steering pump passing through suction strainer & return line filter.

ELECTRICALS

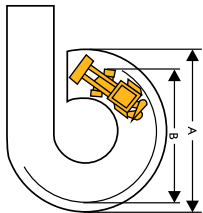
130 Ampere-hour 12 Volts battery system with alternator and full road lighting.

TYRES

- Front : 9 x 16 - 16 PR
- Rear : 16.9 x 28-12 PR

TURNING CIRCLE

Inner wheels braked		
A* Outside loader bucket	m	9.7 (31-10)
B Outside wheels	m	6.20 (20-4)
Inner wheels not braked		
A* Outside loader bucket	m	11.8 (38-7)
B Outside wheels	m	8.94 (29-4)



\* Standard bucket in travel position

SPEED

Gear	Forward km/hr	Reverse km/hr
1st	7.4	7.4
2nd	11.9	11.9
3rd	22.4	Not recommended
4th	40.0	Not recommended

(Standard tyres, with zero torque converter slip@ 2200 RPM)

HYDRAULICS

Filtration through suction strainer and return line "JCB filtromatic filter".

System pressure (p.s.i.)	3625
Pump flow (lpm) @ 2200 rpm	148

\* All dimensions, weights and timings are variable within 1.5%, JCB reserves the right to change specifications without prior notice.

SHIPPING WEIGHT

7630 kg

SERVICE

	System
Hydraulic system	92 L
Fuel tank	128 L
Engine coolant	20.5 L
Engine oil	15 L
Transmission	17.5 L
Rear axle	20 L

CABIN

- Tinted cab glasses provide excellent all round visibility & sun protection.
- Sunscreen on front wind screen enables operator to focus while working at full height e.g. truck loading.
- Option** of servo operated excavator controls for hassle free operations.
- Option** of air conditioning in cabin for rested operator in hot weather conditions.
- Auto idle and auto shut off for fuel saving.
- A fully adjustable suspension seat combined with ergonomically positioned controls and soft touch steering wheel & standard fit Bluetooth enabled music system.
- Cab provides easy 'walk through' two door access. Other features include seat belt, large convex rear view mirror inside cabin, interior light, front screen wiper, cabin fan, front and rear horn, hazard warning system and tool box.
- Instrumentation panel is positioned on the right hand side and includes engine speed, engine hours,fuel level, water temperature and mobile charger, service reminders, date, time, ambient temperature, trip meter (hours&kilometers) and error codes display for machine diagnostics. Easily visible while operating at both ends.
- Audio and visual fault warning system for alternator charge, coolant temperature, engine oil pressure, blocked air filter, transmission oil pressure and temperature and hand-brake on.
- LED Work lamp\* on excavator end for better night time visibility and safety.
- New stylish roof with improved rainwater management system

LIVELINK

Advanced telematics technology that enables to monitor and manage machines remotely by providing information:

- Service** : Routine maintenance information and alerts
- Operation** : Health alerts & usage data
- Security** : Machine location & movement data

OPTIONS

- Excavator buckets Capacities:
- 0.06 cu.m, 0.09 cu.m, 0.12 cu.m & 0.18 cu.m
- 6 in 1 clam shovel
- Ditch cleaning bucket
- Taper ditch bucket
- Square hole bucket
- Rock breaker
- Ripper tooth
- Smooth Ride System (SRS)
- Heavy duty rear tyres 14x25
- Auger
- Intelli-dig

Dealer's Stamp:





The pictures used and facts given are graphic representations and approximate values. The actual color and numbers may vary.

Dealer's stamp:

**JCB INDIA LIMITED** (Registered office)

B-1/I-1, 2nd Floor, Mohan Co - operative Industrial Estate,  
Mathura Road, New Delhi - 110 044

For more information call our toll free no. **1800-1037-386**

Website: **www.jcb.com** | Follow us: [f](#) [t](#) [v](#) [i](#) [in](#) /JCBIndiaLtd

©2009 JCB Sales. All rights reserved. No part of this publication may be reproduced, stored in a retrieval system, or transmitted in any form or by any other means, electronic, mechanical, photocopying or otherwise, without prior permission from JCB Sales. All references in this publication to operating weights, sizes, capacities and other performance measurements are provided for guidance only and may vary dependant upon the exact specification and usage of machine. They should not therefore be relied upon in relation to suitability for a particular application. Guidance and advice should always be sought from your JCB Dealer. JCB reserves the right to change specifications without notice. Illustrations and specifications shown may include optional equipment and accessories. The JCB logo is a registered trademark of J C Bamford Excavators Ltd.

