

Maintenance during LOCKDOWN



For Backhoe Loaders and Telehandlers



Always looking
for a better way

Parking your JCB

- ✓ **Park your machine on a level surface.**
- ✓ **Cover engine silencer.**
- ✓ **Apply a layer of grease on all exposed Ram piston rods.**



**Always looking
for a better way**





Battery Care



Use petroleum jelly on battery terminals.




Disconnect terminals to prevent discharge.

	Green colour indicates that battery is OK
	Blue colour indicates that battery is OK
	White colour indicates that battery needs charging
	In the event of the indicator showing red, open service plugs with the help of a coin and top up with pure distilled water or call any authorised battery dealer. Do not use screw driver for opening the plugs.

Check battery warning indicator status.

Once every 3 Days



**Check engine oil level
(To be between high
and low mark).**



**Hydraulic Oil level to
be visible in gauge.**



**Start machine for 15-
20mins in idle.
Operate all gears,
steering, brakes,
services and stroke all
rams in hot condition.**



**Always looking
for a better way**


Once every week



Drain water from water separators and check filters.



Check brake fluid level.



Check tyre inflation pressure.



Always looking for a better way

**THANK
YOU**

**#staysafe
#stayhome**



**Always looking
for a better way**